

# General Delivery and Postal Process

Todd Olson & Kevin Vigen June 2025

# [https://ecclesia.org/truth/post\\_office.html](https://ecclesia.org/truth/post_office.html)

The definition of the word post originally meant "any of a number of riders or runners posted at intervals to carry mail or messages in relays along a route; postrider or courier" (Webster's New World Dictionary, Third College Edition, 1988, page 1054). People, thousands of years ago, didn't write letters to one another like we do nowadays. They didn't even have paper, everything was done on clay tablets and papyrus (but that was a very expensive thing to engage in). And therefore, the posts were really set up for governmental purposes, between different rulers in their own country as well as neighboring countries. It was set up by the government originally.

But there was another entity, known as the general post-office, which was not for commercial purposes and it was strictly for fellowship between the brothers, and they did it amongst themselves. Paul's letters were not delivered by Caesar's men, but by brothers in Christ, and that is the general post-office. And throughout history, there's always been the general post-office and the governmental post office; and they're different. One's done strictly for fellowship, the other's done for commercial purposes.

The current postal system, which is known as the United States Postal Service, is commercial, but it still retains the non-commercial aspect. It's based on the original general post-office, It does not exist without tracing its root to the original general post-office. And as with everything, the created cannot do away with the creator. Therefore, that original creation by the brothers fellowshiping amongst each other is still in existence, they've never done away with it. In all their statutes, every time they come up with a new statutory entity, they never do away with the general post-office, therefore it is still there.

The general-post-office is not mentioned in the Domestic Mail Manual because the Domestic Mail Manual denotes commerce. If you've got a problem, that's what the postal service employees and managers will refer to, but that's because everyone's presumed to be in commerce. But it's only a presumption, and that's where you have to come in and rebut that presumption. You rebut it by not engaging in commercial activity and not receiving your mail at an address, etc. Most people don't realize that when you receive mail at an address, or even at a P.O. Box, you're receiving a free benefit from Caesar. The postage you put on the envelope only covers the cost to deliver it from post office to post office, it does not cover any delivery beyond the post office (and the price for a P.O. Box covers the cost to rent the box itself, not for the cost of delivery). That's called free delivery, which was instituted during the Civil War, on July 1st, 1863. It was basically an act of war by Abraham Lincoln. Even though they did have free mail delivery service prior to that, it was strictly for commercial businesses. But then, in 1863, they spread it to everyone. Up to that time, nobody had an address on their house. The numbers were brought in on the houses strictly so the postman would know where to deliver the mail. Before 1863, people would collect their mail by going to the local post office and asking for it.

The U.S. Postal Service was established in 1971. This was preceded by the Post Office Department, which was established in 1872. And before the Post Office Department, the general post-office preceded that. In the early 1800's, they started referring to the general post office as the Post Office Department. However, it did not officially become the Post Office Department until 1872. Previous to that it was known as the general post-office.

122 Addressing

122.1 Destination Address

International destination addresses must comply with the standards in this section.

**Note:** In items c, d, and i, the term “full legal name” means the name that corresponds to the addressee’s government-issued identification — i.e., the addressee’s first name, middle initial (if applicable), and last name.

- a. At least the entire right half of the address side of the envelope, package, or card should be reserved for the destination address, postage, labels, and postal notations. If the mail item requires a customs declaration form, mailers may use an electronically generated combined customs form and shipping label.
- b. Addresses must appear in ink or be typewritten. Pencil is unacceptable.
- c. The addressee’s full legal name (see Note above) and complete address must appear legibly with roman letters and arabic numerals, all placed lengthwise on one side of the item. For parcels, addresses should also appear on a separate slip enclosed in the parcel.
- d. Addresses in Russian, Greek, Arabic, Hebrew, Cyrillic, Japanese, or Chinese characters must bear an interline translation in English of the addressee’s full legal name (see Note above) and complete address (including country). If the English translation is not known, the foreign language words must appear in roman characters (either printed or script). See 292.41 and 293.41 for an optional addressing procedure that applies only to direct country containers of International Priority Airmail (IPA) or International Surface Air Lift (ISAL) mail, respectively.
- e. Mail may *not* be addressed to a person in one country “in care of” a person in another country.
- f. Mail may *not* be addressed to *Boxholder* or *Householder*.
- g. The following exceptional form of address, in French or a language known in the country of destination, may appear on printed matter: the addressee’s name or *Occupant*.

**Example:** Mr. Thomas Clark or Occupant

- h. The house number and street address or box number must appear when mail is addressed to towns or cities.
- i. The address of items sent to general delivery must indicate the addressee’s full legal name (see Note above) and the city and country of destination. The use of just initials, simple given names, fictitious names, or figures is not permitted on articles addressed for general delivery.
- j. All lines of the delivery address should appear in all capital letters. The city destination must appear in capital letters together with the correct post code number or delivery zone number, if any. The last line of the address must show only the country name, written in full (no abbreviations) and in capital letters. If possible, the address should have no more than five lines. For example:

MR THOMAS CLARK	MS CRISTINA CRUZ
117 RUSSELL DRIVE	APARTADO 3068
LONDON W1P 6HQ	46807 PUERTO VALLARTA JALISCO
UNITED KINGDOM	MEXICO

**Exception:** To Canada, there must be two spaces between the province abbreviation and the postal code, as shown below between “ON” and “K1A 0B1”:

MS HELEN SAUNDERS  
1010 CLEAR STREET  
OTTAWA ON K1A 0B1  
CANADA



# Certified Mail barcode & PS Form 3800, Certified Mail Receipt

## Back side - directions

9589 0710 5270 1169 9117 15

PLACE STICKER AT TOP OF ENVELOPE TO THE RIGHT OF THE RETURN ADDRESS, FOLD AT DOTTED LINE

CERTIFIED MAIL®



9589 0710 5270 1169 9117 15

9589 0710 5270 1169 9117 15

U.S. Postal Service™  
CERTIFIED MAIL® RECEIPT  
Domestic Mail Only

For delivery information, visit our website at [www.usps.com](http://www.usps.com)®.

OFFICIAL USE

Certified Mail Fee	\$	Postmark Here
Extra Services & Fees (check box, add fee as appropriate)		
<input type="checkbox"/> Return Receipt (hardcopy)	\$	
<input type="checkbox"/> Return Receipt (electronic)	\$	
<input type="checkbox"/> Certified Mail Restricted Delivery	\$	
<input type="checkbox"/> Adult Signature Required	\$	
<input type="checkbox"/> Adult Signature Restricted Delivery	\$	
Postage	\$	
Total Postage and Fees	\$	
Sent To		
Street and Apt. No., or PO Box No.		
City, State, ZIP+4®		

PS Form 3800, January 2023 PSN 7530-02-000-9047 See Reverse for Instructions

Post Office  
Department side?

Removable label

USPS side

### Certified Mail service provides the following benefits:

- A receipt (this portion of the Certified Mail label).
- A unique identifier for your mailpiece.
- Electronic verification of delivery or attempted delivery.
- A record of delivery (including the recipient's signature) that is retained by the Postal Service™ for a specified period.

### Important Reminders:

- You may purchase Certified Mail service with First-Class Mail®, First-Class Package Service®, or Priority Mail® service.
- Certified Mail service is *not* available for international mail.
- Insurance coverage is *not* available for purchase with Certified Mail service. However, the purchase of Certified Mail service does not change the insurance coverage automatically included with certain Priority Mail items.
- For an additional fee, and with a proper endorsement on the mailpiece, you may request the following services:
  - Return receipt service, which provides a record of delivery (including the recipient's signature). You can request a hardcopy return receipt or an electronic version. For a hardcopy return receipt, complete PS Form 3811, *Domestic Return Receipt*; attach PS Form 3811 to your mailpiece;

for an electronic return receipt, see a retail associate for assistance. To receive a duplicate return receipt for no additional fee, present this USPS®-postmarked Certified Mail receipt to the retail associate.

- Restricted delivery service, which provides delivery to the addressee specified by name, or to the addressee's authorized agent.
- Adult signature service, which requires the signee to be at least 21 years of age (not available at retail).
- Adult signature restricted delivery service, which requires the signee to be at least 21 years of age and provides delivery to the addressee specified by name, or to the addressee's authorized agent (not available at retail).

■ To ensure that your Certified Mail receipt is accepted as legal proof of mailing, it should bear a USPS postmark. If you would like a postmark on this Certified Mail receipt, please present your Certified Mail item at a Post Office™ for postmarking. If you don't need a postmark on this Certified Mail receipt, detach the barcoded portion of this label, affix it to the mailpiece, apply appropriate postage, and deposit the mailpiece.

**IMPORTANT: Save this receipt for your records.**

PS Form 3800, January 2023 (Reverse) PSN 7530-02-000-9047



# PS Form 3811, Domestic Return Receipt

## 6.0 Return Receipt

## 6.1 Basic Standards


### 6.1.1 Description

Return Receipt service is subject to the basic standards in 1.0; see 1.4 for eligibility. A return receipt may be purchased at the time of mailing and provides a mailer with evidence of delivery (to whom the mail was delivered and date of delivery), and information about the recipient's actual delivery address. A mailer purchasing a return receipt may choose to receive the return receipt by mail (PS Form 3811) or electronically (by email, or by signature extract file format under 1.8). A complete return address is required on the mailpiece when a return receipt is requested. For Priority Mail Express (PS Form 3811 option only), the return address on the Priority Mail Express label meets this requirement. The unique barcode on a return receipt must be electronically linked to the separate barcode for the host extra service. (For additional information, see Publication 199, available on PostalPro at <https://postalpro.usps.com>.) The electronic option is not available for items mailed to APO or FPO addresses or U.S. territories, possessions, and freely associated states.

### 6.1.2 Calculating Postage with Return Receipt

The weight of the return receipt is excluded from the weight of the mail piece to which it is attached when computing postage.6.1.3 Endorsement Mail bearing a return receipt (PS Form 3811) must be endorsed “Return Receipt Requested” above the delivery address and to the right of the return address. No endorsement is required on mail for which electronic return receipt service is requested.

A return receipt doesn't NEED to be purchased at the time of mailing if you are sending private, non-domestic. You can fill out PS form 3811 Section 1 with the address of whom you are sending the mail, attach the removable label from either Certified Mail or Registered Mail form (if applicable) into Section 2 and write your name and address on the reverse side.

SENDER: COMPLETE THIS SECTION	COMPLETE THIS SECTION ON DELIVERY		
<ul style="list-style-type: none"> <li>■ Complete items 1, 2, and 3.</li> <li>■ Print your name and address on the reverse so that we can return the card to you.</li> <li>■ Attach this card to the back of the mailpiece, or on the front if space permits.</li> </ul>	<p>A. Signature</p> <div style="display: flex; justify-content: space-between;"> <div style="flex: 1;"> <p><b>X</b></p> </div> <div style="flex: 1; text-align: right;"> <input type="checkbox"/> Agent  <input type="checkbox"/> Addressee         </div> </div>		
<p>1. Article Addressed to:</p> <div style="height: 100px; border: 1px solid #ccc; margin-top: 10px;"></div>	<table border="1" style="width: 100%; border-collapse: collapse;"> <tr> <td style="width: 70%; padding: 5px;">B. Received by (<i>Printed Name</i>)</td> <td style="width: 30%; padding: 5px;">C. Date of Delivery</td> </tr> </table>	B. Received by ( <i>Printed Name</i> )	C. Date of Delivery
B. Received by ( <i>Printed Name</i> )	C. Date of Delivery		
<div style="text-align: center;">             9590 9402 8191 3030 5750 48         </div>	<p>D. Is delivery address different from item 1? <input type="checkbox"/> Yes          If YES, enter delivery address below: <input type="checkbox"/> No</p> <div style="height: 100px; border: 1px solid #ccc; margin-top: 10px;"></div>		
<p>2. Article Number (<i>Transfer from service label</i>)</p> <div style="border: 2px solid red; height: 30px; width: 100%; margin-top: 5px;"></div>	<p>3. Service Type</p> <table style="width: 100%;"> <tr> <td style="vertical-align: top;"> <input type="checkbox"/> Adult Signature  <input type="checkbox"/> Adult Signature Restricted Delivery  <input type="checkbox"/> Certified Mail®  <input type="checkbox"/> Certified Mail Restricted Delivery  <input type="checkbox"/> Collect on Delivery  <input type="checkbox"/> Collect on Delivery Restricted Delivery  <input type="checkbox"/> Insured Mail  <input type="checkbox"/> Insured Mail Restricted Delivery (over \$500)         </td> <td style="vertical-align: top;"> <input type="checkbox"/> Priority Mail Express®  <input type="checkbox"/> Registered Mail™  <input type="checkbox"/> Registered Mail Restricted Delivery  <input type="checkbox"/> Signature Confirmation™  <input type="checkbox"/> Signature Confirmation Restricted Delivery         </td> </tr> </table>	<input type="checkbox"/> Adult Signature <input type="checkbox"/> Adult Signature Restricted Delivery <input type="checkbox"/> Certified Mail® <input type="checkbox"/> Certified Mail Restricted Delivery <input type="checkbox"/> Collect on Delivery <input type="checkbox"/> Collect on Delivery Restricted Delivery <input type="checkbox"/> Insured Mail <input type="checkbox"/> Insured Mail Restricted Delivery (over \$500)	<input type="checkbox"/> Priority Mail Express® <input type="checkbox"/> Registered Mail™ <input type="checkbox"/> Registered Mail Restricted Delivery <input type="checkbox"/> Signature Confirmation™ <input type="checkbox"/> Signature Confirmation Restricted Delivery
<input type="checkbox"/> Adult Signature <input type="checkbox"/> Adult Signature Restricted Delivery <input type="checkbox"/> Certified Mail® <input type="checkbox"/> Certified Mail Restricted Delivery <input type="checkbox"/> Collect on Delivery <input type="checkbox"/> Collect on Delivery Restricted Delivery <input type="checkbox"/> Insured Mail <input type="checkbox"/> Insured Mail Restricted Delivery (over \$500)	<input type="checkbox"/> Priority Mail Express® <input type="checkbox"/> Registered Mail™ <input type="checkbox"/> Registered Mail Restricted Delivery <input type="checkbox"/> Signature Confirmation™ <input type="checkbox"/> Signature Confirmation Restricted Delivery		

Place Removable label here

# <https://faq.usps.com/articles/Knowledge/Registered-Mail-The-Basics>

## What are the characteristics of Registered Mail and Registered Mail Restricted Delivery?

The most secure United States Postal Service® mail service (protected by safes, cages, sealed containers, locks, and keys).

Must be presented to a retail employee or rural carrier.

Requires a signature upon delivery.

Mailers using Registered Mail Restricted Delivery can direct delivery only to the addressee (or addressee's authorized agent).

Delivery information provides delivery status or attempted delivery status when the item reaches its destination. Tracking is not provided as the item is en route to its destination.

Registered Mail can be sent to military locations. However, delivery information is not available for items destined to an APO / FPO / DPO.

A system of receipts is provided to monitor movement of mail from the point of acceptance to delivery. These receipts are not readily available and can only be accessed by initiating a claims form, which cannot be completed by phone.

## What domestic mail classes and services can be sent as Registered Mail®?

Domestic Registered Mail is only available for Mail Classes:

First-Class Mail®

USPS Ground Advantage® - Commercial

USPS Ground Advantage® - Retail

Priority Mail®

This does not say that Registered Mail cannot be used on non-domestic mail.

Notice they tell you Domestic Registered Mail is only available for First-Class Mail, USPS Ground Advantage - Commercial & Retail and Priority Mail.



#### 2.1.4 Additional Standards for Registered Mail Restricted Delivery

Registered Mail Restricted Delivery permits a mailer to direct deliver only to the addressee (or addressee's authorized agent). The addressee must be an individual (natural person) specified by name. The mailer may request Registered Mail Restricted Delivery at the time of mailing by advising the USPS clerk or by marking the mail "Restricted Delivery" above the address and to the right of the return address, and paying the applicable fee. A firm mailer must enter the proper fee in the correct column of the firm sheet and place the required endorsement on the mail. Customers may obtain a record of delivery (which includes the recipient's signature) by purchasing a return [\(6.0\)](#). If a return receipt is requested, the correct block on PS Form 3811 must be checked to show that restricted delivery is also required. Mail marked "Restricted Delivery" is delivered under the conditions in [508.1.1.7](#) and [508.1.1.8](#).

#### 3.2.2 Additional Standards for Certified Mail Restricted Delivery

Certified Mail Restricted Delivery permits a mailer to direct deliver only to the addressee (or addressee's authorized agent). The addressee must be an individual (natural person) specified by name. The mailer may request Certified Mail Restricted Delivery at the time of mailing by advising the USPS clerk or by marking the mail "Restricted Delivery" above the address and to the right of the return address and paying the applicable fee. A firm mailer must enter the proper fee in the correct column of the firm sheet and place the required endorsement on the mail. Customers may obtain a record of delivery (which includes the recipient's signature) by purchasing a return receipt [\(6.0\)](#). If a return receipt is requested, the correct block on PS Form 3811 must be checked to show that restricted delivery is also required. Mail marked "Restricted Delivery" is delivered under the conditions in [508.1.1.7](#) and [508.1.1.8](#).

# Label 200, Registered Mail





The Label 200 Registered Mail labels should be available FOR FREE at your post office. If they do not give them to you freely, give them a copy of Publication 223, specifically the pages that list “Directives Free to the Public”.

Directives Free to the Public

The following is a list of directives that the public may obtain for free at main post offices. Postmasters should keep supplies of these directives on hand. Titles followed by (WWW) are free to the public on the Postal Service’s World Wide Web page at [www.usps.com](http://www.usps.com). Titles followed by (P/F) are free to the public at their local Post Office.

PSIN	Edition Date	Title	NSN
KIT 8	12/96	SOA Consumer Protection Packet	7530-01-000-9373
LAB A	10/03	All for ADC	7690-03-000-9313
LAB F	10/03	Firm — Same Address	7690-01-000-9004
LAB X	10/03	Mixed ADC	7690-03-000-8654
LAB 3	10/03	Same 3-Digit ZIP Code	7690-01-000-9791
LAB 5	10/03	Same 5-Digit ZIP Code	7690-01-000-9003
LAB 8	11/86	FIM B — Positive of Bar Pattern	7690-03-000-3678
LAB 19-A	4/97	Par Avion Airmail	7690-02-000-8745
LAB 19-B	1/02	Par Avion Airmail	7690-02-000-8746
LAB 106	4/95	Priority Mail Strip	7690-03-000-9057
LAB 106-A	4/95	Priority Mail Tape	7690-03-000-9056
LAB 107	4/95	Priority Mail Sticker	7690-02-000-7940
LAB 107-R	10/93	Priority Mail Sticker	7690-03-000-9334
LAB 127-R	10/97	Sticker, Express Mail	7690-04-000-5865
LAB 200	8/05	Registered Mail	7690-03-000-9311
LAB 235	10/92	Carrier Release	7690-03-000-9030
NOT 8-A	5/94	Change-of-Address Kit	N/A
NOT 12	8/95	Postal Customer Council Membership Certificate	7610-03-000-9176
NOT 50	9/92	Theft? Protect Your Mail	7610-02-000-9874
NOT 61	1/94	Notice to Customers (Equipment)	7610-01-000-9664
NOT 108	1/02	Customer Reassurance Notice	7610-05-000-4816
NOT 122-A	7/13	International Mail: Instructions to Initiate an Inquiry	7610-08-000-3561
NOT 123	10/24	Price List	7610-03-000-9257
NOT 130	6/86	Warning of Illegal Drugs	7610-03-000-3525
NOT 131	3/03	MPTQM	N/A
NOT 180	5/10	Lobby Recycling (postcard)	7610-12-000-5651
NOT 204	4/96	Dog Days	7610-01-000-9730
NOT 209	11/00	Mailbox Improvement Week	7610-03-000-9145
NOT 4314-A	3/02	We Want to Know (Spanish)	7610-05-000-4889
NOT 4314-C	9/14	We Want to Know	7610-05-000-4859
PUB 5-A	9/04	Let’s Do Business	7610-05-000-4225
PUB 5-A-C	7/01	Let’s Do Business	7610-05-000-4433
PUB 5-A-S	7/01	Let’s Do Business	7610-05-000-4432
PUB 5-S	7/01	Negociemos (Let’s Do Business)	7690-03-000-6510
PUB 30	4/96	Breast Cancer	7610-03-000-7043
PUB 39	5/06	United States Postal Service Coloring and Activity Book	7610-03-000-9154
PUB 46	7/94	Business Reply Mail Accounting System	7610-03-000-9450
PUB 75	1/95	Mover’s Guide	7610-03-000-4795
PUB 75-S	10/94	Mover’s Guide — Spanish (La Mudanza)	7610-03-000-4096
PUB 122-A	10/92	Customer Guide to Filing Inquiries and Claims on International Mail	7610-02-000-9934
PUB 135	4/02	Periodicals Accuracy, Grading and Evaluation (PAGE) Program	N/A
PUB 153	5/02	People and Places of the Pacific: A Celebration on Stamps	7610-05-000-5043

This is the link to get the most up-to-date Publication 223.

[about.usps.com/publications/pub223.pdf](http://about.usps.com/publications/pub223.pdf)

There are two labels we have been using to send mail through general delivery without paying for postage at the counter.

First Class U.S. Mail  
Statutory Non-Domestic Fully Pre-Paid  
bk 12 Stat. at Law, Ch 71, Sec. 23  
**Federal Offense to collect additional postage**  
18 USC 1726 ["without the United States"]

NO POSTAGE  
NECESSARY  
IF MAILED  
IN THE  
UNITED STATES

[https://pe.usps.com/text/imm/immc7\\_011.htm](https://pe.usps.com/text/imm/immc7_011.htm)

One we'll call the “NO POSTAGE NECESSARY” label.

:TAXE PERCUE; POSTAGE PAID.  
:PRIORITY; NON-DOMESTIC; FIRST CLASS.  
:PRIVATE PROPERTY; CONFIDENTIAL.  
:DO NOT STOP; DISRUPTION OF SERVICE  
WITHOUT REASON IS AN OFFENSE  
:S.D.R. INSURED FOR VALUE OF CONTENTS.  
:U.P.U. CONVENTION ARTICLE 06-001 [2] [3].  
ARTICLE 06-006 [14], ARTICLE 18-001 [2.6] [5.3.5].

The other is the “TAXE PERCUE” label.

**742 Stamps Not Affixed**

**742.1 Marking**

Some items of foreign origin do not bear postage stamps, but instead are marked “POSTAGE PAID,” “ON POSTAL SERVICE,” “SERVICE DES POSTES,” “TAXE PERCUE” or “TP,” or “PORT PAYE” or “PP,” followed by postmark. The marking *On Her Majesty's Service* or *O.H.M.S.* is also sometimes used. Treat this mail as prepaid.

**742.2 Parcels Without Postage Stamps**

Some foreign post offices do not put postage stamps on parcels. All such parcels received must be regarded as prepaid.

Note: we are placing these items in the “mail slot”, similar to what is shown at the right. It’s generally in the wall and outside the commercial retail area of the United States Postal Service. We are not going to the counter and interacting with the clerks.





#### 423.242 Items Paid With Any Other Postage Payment Method

The disposition of a shortpaid First-Class Mail International item (including a postcard), First-Class Package International Service item, and Airmail M–bag that is paid with a postage payment method other than a permit imprint or USPS-produced PVI label is based on the amount of the deficiency, as follows:

- A. Shortpaid \$1.00 or less: Consider the item paid and dispatch it to the appropriate international service center (ISC). Endorse the item with a T-stamp in accordance with section 451.4 of Handbook T-5, International Mail Operations. If a T-stamp is not available, endorse the item with a Postage Due stamp and enter the amount of the deficiency on the mailpiece.
- B. Shortpaid more than \$1.00: Base the disposition on whether or not the item has a return address, as follows:
  1. With a return address: Return the item to the sender. Endorse the item with rubber stamp R-1300-230, Return For...Additional Postage.
  2. Without a return address: Forward the item to the Mail Recovery Center for proper disposition.

# Registered Mail trial #1      Successfully delivered, but NOT as Registered Mail.

Mailed July 18th, 2025 12:10pm

Tracking Number:

**RE134803640US**

 Copy    Add to Informed Delivery

## Label Created, not yet in system


A status update is not yet available on your package. It will be available when the shipper provides an update or the package is given to USPS. Check back soon.

[Sign up for Informed Delivery®](#) to receive notifications for packages addressed to you.

Status as of 9:22pm

Delivered July 22nd, 2025

Looks like they covered up the registered mail sticker. I believe this is because I didn't tape the seams on the back with brown tape. It did get delivered, but not tracked.






Registered Mail trial #2

Successfully delivered as Registered Mail.  
Proven Process



Mailed July 24th, 2025

Delivered August 4th, 2025



Tracking Number:  
**RE134803622US**

Copy Add to Informed Delivery

**Latest Update**

Your package is moving within the USPS network and is on track to be delivered to its final destination. It is currently in transit to the next facility.

- Moving Through Network**  
In Transit to Next Facility  
July 29, 2025
- Arrived at USPS Regional Facility**  
PHILADELPHIA PA DISTRIBUTION CENTER  
July 27, 2025, 10:57 am
- Arrived at USPS Regional Facility**  
SEATTLE WA DISTRIBUTION CENTER  
July 25, 2025, 9:33 pm
- Departed USPS Regional Facility**  
TACOMA WA DISTRIBUTION CENTER  
July 25, 2025, 10:19 am
- Arrived at USPS Regional Facility**  
TACOMA WA DISTRIBUTION CENTER  
July 24, 2025, 10:51 pm
- [Hide Tracking History](#)



Tracking Number:  
**RE134803622US**

Copy Add to Informed Delivery

**Latest Update**

Your item was delivered to an individual at the address at 12:13 pm on August 4, 2025 in LAS VEGAS, NV 89149.

**Delivered**  
Delivered, Left with Individual  
LAS VEGAS, NV 89149  
August 4, 2025, 12:13 pm  
[See All Tracking History](#)

SENDER: COMPLETE THIS SECTION		COMPLETE THIS SECTION ON DELIVERY	
<p>■ Complete items 1, 2, and 3.</p> <p>■ Print your name and address on the reverse so that we can return the card to you.</p> <p>■ Attach this card to the back of the mailpiece, or on the front if space permits.</p>		<p>A. Signature <input checked="" type="checkbox"/> <i>[Signature]</i> <input type="checkbox"/> Agent <input type="checkbox"/> Addressee</p>	
<p>1. Article Addressed to: alexe kulikov</p>		<p>B. Received by (Printed Name) C. Date of Delivery 8/4</p>	
<p>2. Article Number (Transfer from service label) RE 134 803 622 US</p>		<p>D. Is delivery address different from item 1? <input type="checkbox"/> Yes If YES, enter delivery address below: <input type="checkbox"/> No</p>	
<p>3. Service Type <input type="checkbox"/> Adult Signature <input type="checkbox"/> Adult Signature Restricted Delivery <input type="checkbox"/> Certified Mail® <input type="checkbox"/> Certified Mail Restricted Delivery <input type="checkbox"/> Collect on Delivery <input type="checkbox"/> Collect on Delivery Restricted Delivery <input type="checkbox"/> Insured Mail <input type="checkbox"/> Insured Mail Restricted Delivery (over \$500)</p>		<p><input type="checkbox"/> Priority Mail Express® <input type="checkbox"/> Registered Mail™ <input checked="" type="checkbox"/> Registered Mail Restricted Delivery <input type="checkbox"/> Signature Confirmation™ <input type="checkbox"/> Signature Confirmation Restricted Delivery</p>	

PS Form 3811, July 2020 PSN 7530-02-000-9053 Domestic Return Receipt


I believe this was tracked and delivered because I taped the seams on the back with brown tape. *Confirmed*

Not sure if the “Restricted Delivery” designation I hand wrote on this is required or not.



Registered Mail trial #3  
Mail to Canada


Mailed August 27th, 2025



Successfully delivered as Registered Mail.  
Proven Process



Delivered September 8th, 2025



Tracking Number:  
RE134804203US

[Copy](#) [Add to Informed Delivery](#)

Latest Update

Your item was delivered in CANADA at 3:34 pm on September 8, 2025.

- Delivered**  
Delivered  
CANADA  
September 8, 2025, 3:34 pm
- Collect for Pick Up**  
CANADA  
September 5, 2025, 5:18 pm
- Attempted Delivery - Item being held, addressee being notified**  
CANADA  
September 5, 2025, 10:03 am
- Out for Delivery**  
CANADA  
September 5, 2025, 9:15 am
- Arrival at Post Office**  
CANADA  
September 5, 2025, 6:16 am
- Arrived at Facility**  
CANADA  
September 2, 2025, 11:54 pm
- In Transit to Next Facility**  
September 1, 2025
- Departed USPS Regional Facility**  
TACOMA WA DISTRIBUTION CENTER  
August 28, 2025, 10:31 am
- Arrived at USPS Regional Facility**  
TACOMA WA DISTRIBUTION CENTER  
August 27, 2025, 10:20 pm
- Hide Tracking History**

I used the Taxe Percue postage label.  
Tracking and delivery both worked!



Registered Mail trial #4  
Mail to Canada

Mailed September 4th, 2025


Unfortunately, I can't find the picture I took of this envelope, but this time I used a 2 cent stamp.

Strangely, the stamp was covered up by some sticker applied in Canada. But tracking and delivery both worked!

Successfully delivered as Registered Mail.  
Proven Process



Delivered September 11th, 2025



Tracking Number:  
**RE134804217US**

[Copy](#) [Add to Informed Delivery](#)

**Latest Update**

Your item was delivered in CANADA at 3:15 pm on September 11, 2025.


- Delivered**  
CANADA  
September 11, 2025, 3:15 pm
- Collect for Pick Up**  
CANADA  
September 10, 2025, 5:23 pm
- Attempted Delivery - Item being held, addressee being notified**  
CANADA  
September 10, 2025, 10:17 am
- Out for Delivery**  
CANADA  
September 10, 2025, 9:18 am
- Arrival at Post Office**  
CANADA  
September 10, 2025, 6:16 am
- Arrived at Facility**  
CANADA  
September 8, 2025, 3:53 am
- In Transit to Next Facility**  
September 7, 2025
- Departed USPS Regional Facility**  
SEATTLE WA DISTRIBUTION CENTER  
September 6, 2025, 7:34 am
- Arrived at USPS Regional Facility**  
SEATTLE WA DISTRIBUTION CENTER  
September 4, 2025, 9:33 pm

[Hide Tracking History](#)



First Class Mail trial #2  
Mail to Canada


Mailed August 27th, 2025



Successfully delivered as First Class Mail.  
Proven Process



Delivered September 12th, 2025



Taxe Perçue printable label works for  
first class mail to Canada!



Certified Mail Disclaimer: Using USPS Certified Mail Delivery on this document does not constitute any admission, nor does it alter my status in any manner. The purpose for the certification is for record keeping only and does not presume entrance into any foreign jurisdiction.

Also, Jon Fennie made a comment about Certified Mail being for Government to government mail ... so that comment may also be good to grab.

Certified Mail is intended to be mail between two government offices or officers of the government, and should not be used by private persons when corresponding with government offices or officers.